



Product is not made with natural rubber latex



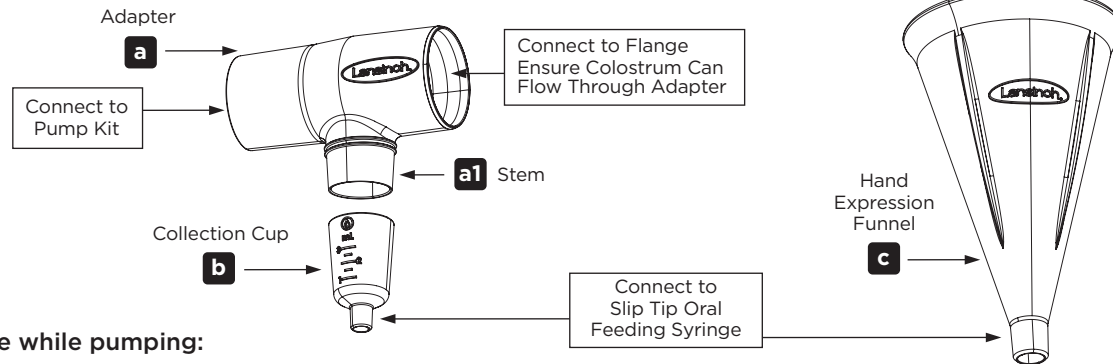
Does not contain phthalate plasticizers DEHP, DIBP, DBP, or BBP



Does not contain BPA, BPS

# Primo-Lacto<sup>®</sup> - Colostrum Collector

A Closed System for Colostrum Collection -  
Medela<sup>®</sup> Breast Pump Kit, Slip Tip Compatible



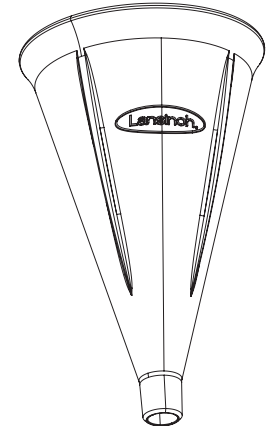
## To use while pumping:

1. Wash hands with soap and water before each use.
2. Connect the adapter (a) to the pump kit. Press together to ensure a secure fit.
3. Connect the adapter (a) to the pump flange. Press together to ensure a secure fit.
4. Screw a collection cup (b) onto the adapter stem (a1).
5. Attach bottle to pump kit per manufacturer instructions.
6. Press a Slip Tip compatible oral feeding syringe into the bottom of the collection cup (b). Ensure a tight fit. Ensure syringe plunger is all the way up.
7. Begin pumping session. The colostrum will flow directly into the collection cup (b).
8. At the end of the pumping session, turn off pump and remove flange from breast. Securely hold collection cup while slowly pulling the syringe plunger down to vacuum the expressed colostrum from collection cup (b) into the syringe. **IMPORTANT:** Firmly hold colostrum cup and adapter together while pulling the syringe plunger down to avoid spills. Remove the syringe by carefully rotating it from the collection cup.
9. Cap and label the syringe. Follow your healthcare provider's instructions for feeding or storage.

# Primo-Lacto® - Colostrum Collector

## To use while hand expressing:

1. Wash hands with soap and water before each use.
2. Press a Slip Tip compatible oral feeding syringe into the bottom of the hand expression funnel. Ensure a tight fit. Ensure syringe plunger is all the way up.
3. Begin hand expression and collect the expressed colostrum with the hand expression funnel.
4. At the end of the session, slowly pull the the syringe plunger down from the hand expression funnel to vacuum the expressed colostrum into the syringe. **IMPORTANT:** Remove the syringe by carefully rotating it from the hand expression funnel.
5. Cap and label the syringe. Follow your healthcare provider's instructions for feeding and storage.



Hand  
Expression  
Funnel

## ⚠ CAUTION!


**Cleaning:** Wash with soap and hot water between sessions, rinse with clean water and air dry.

	Primo-Lacto®
Before 1st Use	✓ Sterile - no additional cleaning necessary
After Each Use	✓ Wash - use soap and hot water
Once Per Day*	✓ Sanitize - boil for 5 minutes

\*Only necessary if directed by health care provider

**For hospital use only during the colostrual stage of lactogenesis. Kit is designed for single patient use only. Components may be used multiple times. Inspect components prior to each use for damage or cracks. If required, another kit may be used.**

Lansinoh® and Primo-Lacto® are registered trademarks of Lansinoh Laboratories, Inc. Medela® is registered trademark of Medela Holding AG Corporation.  
© 2024 Lansinoh Laboratories, Inc. All rights reserved. Made in China  
Distributed by Lansinoh Laboratories, Inc. Alexandria, VA 22314, + 1 800-292-4794  
For further information, visit [www.primolacto.com](http://www.primolacto.com)

 Lansinoh Laboratories  
Sağlık Gereçleri Tasarım San. Tic. Ltd. Sti.  
Zafer SB Mah. Gunduz Sk. No:13 E.S.B  
Gazimir/ Izmir/ Türkiye

**REF** 59001  
Catalog number

**LOT**  
Batch code

  
Date of  
Manufacture

  
Use by date

**STERILE EO**  
Sterilized using  
ethylene oxide

  
Consult  
instructions  
for use

  
Manufacturer  
name and  
address

  
Keep away  
from sunlight

  
Keep dry

  
Do not use if  
package is  
damaged.

  
Do not  
re-sterilize

**UDI**  
Unique device  
identifier

PL59001F1023